

## Dow Chemical Company Limited

Diamond House  
Lotus Park  
Kingsbury Crescent  
Staines  
Middlesex TW18 3AG  
Tel: 08707 104 553 Fax: 020 3139 4013  
e-mail: fkltech@dow.com  
website: www.styrofoam.co.uk



Agrément Certificate  
**97/3431**  
Product Sheet 1

### DOW CHEMICAL ROOF INSULATION

### ROOFMATE SL-X INVERTED ROOF INSULATION

#### PRODUCT SCOPE AND SUMMARY OF CERTIFICATE

This Certificate relates to Roofmate SL-X Inverted Roof Insulation, extruded polystyrene boards, for use in the inverted roof concept (above the roof waterproofing) on limited access flat roofs,  $1:80 \leq \text{slope} \leq 1:6$ . The product can be used in conjunction with the Roofmate MK, a filter/water-control membrane, between the insulation and the ballast layer, forming the Roofmate M<sup>in</sup>K system, to minimise rainwater flowing underneath the insulation and consequent additional heat loss. The system is protected from wind uplift, UV degradation and maintenance foot traffic by paving or a gravel ballast layer.

#### AGRÉMENT CERTIFICATION INCLUDES:

- factors relating to compliance with Building Regulations where applicable
- factors relating to additional non-regulatory information where applicable
- independently verified technical specification
- assessment criteria and technical investigations
- design considerations
- installation guidance
- regular surveillance of production
- formal three-yearly review.



#### KEY FACTORS ASSESSED

**Thermal performance** — the product can contribute towards the thermal performance of a roof when installed on typical concrete roof decks. The declared thermal conductivity (including moisture correction) of the extruded polystyrene boards (XPS) are  $0.031 \text{ W}\cdot\text{m}^{-1}\cdot\text{K}^{-1}$  for thicknesses  $\leq 120 \text{ mm}$  and  $0.033 \text{ W}\cdot\text{m}^{-1}\cdot\text{K}^{-1}$  for thicknesses  $> 120 \text{ mm}$  (see section 5).

**Condensation risk** — the product can maintain the deck and roof waterproofing above the dew point and, as part of the M<sup>in</sup>K system, can reduce the risk of condensation by reducing the amount of rainwater flowing underneath the insulation and cooling the deck (see section 6).

**Resistance to foot traffic** — the product, in conjunction with the specified ballast layer, can accept limited foot traffic associated with maintenance operations (see section 8).

**Durability** — the product is not significantly affected by freeze/thaw cycles and water (see section 12).

The BBA has awarded this Agrément Certificate to the company named above for the product described herein. This product has been assessed by the BBA as being fit for its intended use provided it is installed, used and maintained as set out in this Certificate.

On behalf of the British Board of Agrément

Simon Wroe  
Head of Approvals — Physics

Greg Cooper  
Chief Executive

Date of First issue: 20 June 2011

Originally certificated on 8 December 1997

*The BBA is a UKAS accredited certification body — Number 113. The schedule of the current scope of accreditation for product certification is available in pdf format via the UKAS link on the BBA website at [www.bbacerts.co.uk](http://www.bbacerts.co.uk)*

*Readers are advised to check the validity and latest issue number of this Agrément Certificate by either referring to the BBA website or contacting the BBA direct.*

British Board of Agrément  
Bucknalls Lane  
Garston, Watford  
Herts WD25 9BA

©2011

tel: 01923 665300  
fax: 01923 665301  
e-mail: [mail@bba.star.co.uk](mailto:mail@bba.star.co.uk)  
website: [www.bbacerts.co.uk](http://www.bbacerts.co.uk)

# Regulations

In the opinion of the BBA, Roofmate SL-X Inverted Roof Insulation, if used in accordance with the provisions of this Certificate, will meet or contribute to meeting the relevant requirements of the following Building Regulations:



## The Building Regulations 2010 (England and Wales)

Requirement:	C2(c)	Resistance to moisture
Comment:		The product will contribute to reducing the risk of condensation. See sections 6.3 and 6.5 of this Certificate.
Requirement:	L1(a)(i)	Conservation of fuel and power
Comment:		The product will contribute to meeting this requirement. See section 5.3 of this Certificate.
Requirement:	Regulation 7	Materials and workmanship
Comment:		The product is acceptable. See sections 12.1 to 12.3 and the <i>Installation</i> part of this Certificate.



## The Building (Scotland) Regulations 2004 (as amended)

Regulation:	8(1)	Fitness and durability of materials and workmanship
Comment:		The product can contribute to a construction meeting this Regulation. See sections 12.1 to 12.3 and the <i>Installation</i> part of this Certificate.
Regulation:	9	Building standards — construction
Standard:	3.15	Condensation
Comment:		The product will contribute to meeting this Standard, with reference to clauses 3.15.0 <sup>(1)(2)</sup> , 3.15.1 <sup>(1)(2)</sup> , 3.15.3 <sup>(1)(2)</sup> , 3.15.4 <sup>(1)(2)</sup> , 3.15.5 <sup>(1)(2)</sup> , and 3.15.6 <sup>(1)(2)</sup> . See sections 6.4 and 6.5 of this Certificate.
Standard:	6.1(b)	Carbon dioxide emissions
Standard:	6.2	Building insulation envelope
Comment:		The product can contribute to satisfying clauses, or parts of 6.1.1 <sup>(1)</sup> , 6.1.2 <sup>(1)(2)</sup> , 6.1.4 <sup>(1)(2)</sup> , 6.1.5 <sup>(1)</sup> , 6.1.6 <sup>(1)(2)</sup> , 6.1.7 <sup>(2)</sup> , 6.1.8 <sup>(2)</sup> to 6.1.10 <sup>(2)</sup> , 6.2.1 <sup>(1)(2)</sup> , 6.2.2 <sup>(1)</sup> , 6.2.3 <sup>(1)(2)</sup> , 6.2.4 <sup>(1)(2)</sup> , 6.2.5 <sup>(2)</sup> , 6.2.6 <sup>(1)(2)</sup> to 6.2.11 <sup>(1)(2)</sup> , 6.2.12 <sup>(2)</sup> and 6.2.13 <sup>(1)(2)</sup> of these Standards. See section 5.3 of this Certificate. (1) Technical Handbook (Domestic). (2) Technical Handbook (Non-Domestic).



## The Building Regulations (Northern Ireland) 2000 (as amended)

Regulation:	B2	Fitness of materials and workmanship
Comment:		The product is acceptable. See sections 12.1 to 12.3 and the <i>Installation</i> part of this Certificate.
Regulation:	C5	Condensation
Comment:		The product will contribute to satisfying this Regulation. See section 6.5 of this Certificate.
Regulation:	F2(a)(i)	Conservation measures
Regulation:	F3(2)	Target carbon dioxide Emissions Rate
Comment:		The product will contribute to satisfying these Regulations. See section 5.3 of this Certificate.

## Construction (Design and Management) Regulations 2007

## Construction (Design and Management) Regulations (Northern Ireland) 2007

Information in this Certificate may assist the client, CDM co-ordinator, designer and contractors to address their obligations under these Regulations.

See sections: 2 *Delivery and site handling* (2.4) and 13 *Installation — General* (13.2 and 13.6) of this Certificate.

# Non-regulatory Information

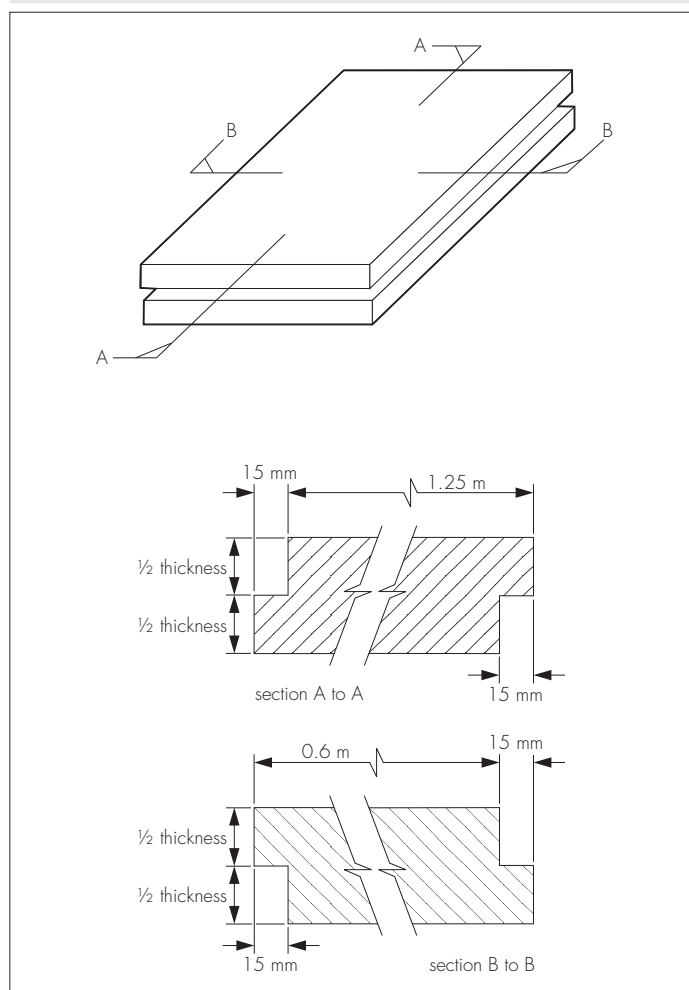
## NHBC Standards 2011

NHBC accepts the use of Roofmate SL-X Inverted Roof Insulation, when installed and used in accordance with this Certificate, in relation to *NHBC Standards*, Chapter 7.1 *Flat roofs and balconies*.

## 1 Description

1.1 Roofmate SL-X Inverted Roof Insulation comprises extruded polystyrene foam boards (see Figure 1) manufactured in accordance with BS EN 13164 : 2008 by a continuous extrusion process allowing a skin to form on the surfaces. Boards are then cut to size and rebates formed.

Figure 1 Roofmate SL-X extruded polystyrene foam board



1.2 The product has the nominal characteristics shown in Table 1.

Table 1 Nominal characteristics of Roofmate SL-X

Nominal characteristics	
Minimum density ( $\text{kg}\cdot\text{m}^{-3}$ )	30
Compressive strength (kPa)	>300
Work size (mm)	1250 x 600
Overall size (mm)	1265 x 615
Edge detail	rebated (all sides)
Rebate size (mm)	15 x half board thickness
Thicknesses (mm)	100, 120, 140, 160, 180 and 200
Colour	blue

1.3 The Roofmate M<sup>®</sup>K System comprises Roofmate SL-X insulation and Roofmate MK, a non-woven polyethylene geotextile, which is used as a filter layer and water control layer between the insulation and the ballast layer. The nominal characteristics of Roofmate MK are shown in Table 2.

Table 2 Nominal characteristics of Roofmate MK

Nominal characteristics	
Length (m)	100
Width (m)	3
Water vapour resistance ( $\text{MN}\cdot\text{s}\cdot\text{g}^{-1}$ )	0.17
Head of water test (1.0 m)	no penetration
Weight ( $\text{g}\cdot\text{m}^{-2}$ )	60

1.4 A range of accessories, outside the scope of this Certificate, include:

- isolating sheet
- cushion layer
- rainwater outlet grilles
- dual-level rainwater outlets
- flashings and skirtings
- paving ballast
- low fines gravel ballast.

## 2 Delivery and site handling

2.1 The product is delivered to site bearing the manufacturer's name and the BBA identification mark incorporating the number of this Certificate.

2.2 The product must be protected from prolonged exposure to sunlight by either storage under cover or covering with light-coloured, opaque polythene sheets.

2.3 Care must be taken to prevent contact with solvents and materials containing organic components such as coal tar, pitch, or timber newly treated with creosote.

2.4 Where large volumes are stored, especially indoors, flammable material and ignition sources should not be permitted in the vicinity and adequate ventilation (at least two air changes per hour) should be ensured.

## Assessment and Technical Investigations

The following is a summary of the assessment and technical investigations carried out on Roofmate SL-X Inverted Roof Insulation.

## Design Considerations

### 3 General

3.1 Roofmate SL-X Inverted Roof Insulation is for use as thermal insulation in the inverted roof concept (above the roof waterproofing) on limited access flat roofs of domestic and non-domestic buildings. The Roofmate M<sup>in</sup>K system will reduce heat loss caused by rainwater cooling the roof deck and therefore reduce the need for a compensating increase in insulation thickness. The system is protected from wind uplift, UV degradation and maintenance foot traffic by paving or a gravel ballast layer.

3.2 For the purpose of this Certificate:

- Flat roofs are defined as those roofs having a minimum finished fall of 1:80. Pitched roofs are defined as those having falls in excess of 1:6. For design purposes on flat roofs, twice the minimum finished fall should be assumed, unless a detailed analysis of the roof is available, including overall and local deflection, direction of falls etc
- Limited access roofs are defined as those roofs subject only to pedestrian traffic for maintenance.

3.3 Concrete, metal or timber roofs should be designed in accordance with relevant provisions of BS 6229 : 2003, BS 8217 : 2005, BS 8218 : 1998, in particular to accommodate the weight of the ballast layer.

3.4 Decks should be covered with one, or more, of the following roof waterproofing specifications:

- built-up felt roofing BS 8217 : 2005 using Type 3 and Type 5 felts to BS 8747 : 2007
- mastic asphalt laid in accordance with BS 8218 : 1998
- other waterproofing systems (including reinforced single-ply membranes) which are the subject of a current Agrément Certificate, laid in accordance with, and within the limitations imposed by, that Certificate.

3.5 Dual level roof drainage should be provided in accordance with BS 6229 : 2003 and BS EN 12056-3 : 2000 to drain water off at the level of the water control layer and at the level of the roof waterproofing.

3.6 Where there is a risk from plasticiser migration or other contaminants from the roof waterproofing, a suitable plastic fibre, or similar isolating sheet, must be interposed between the roof waterproofing and the insulation boards. For loose laid single layer roof waterproofing membranes, a cushion layer should be interposed.

3.7 Sufficient insulation should be provided to maintain the roof waterproofing layer, which acts as a vapour control layer, above the dew point, particularly for lightweight decks. See section 6.2.

3.8 The product can be covered by the Roofmate MK membrane which acts as a filter layer preventing fines and other debris from passing through, and also as a water flow reducing layer minimising cold rainwater flowing between the insulation and the roof waterproofing with consequent heat loss.

3.9 Gravel ballast should be washed, rounded low fines of nominal size 16 mm to 32 mm laid to a minimum thickness of 50 mm and paving ballast should comprise a minimum 40 mm thickness of standard pressed concrete paving slabs to BS 7263-1 : 2001.

3.10 The ballast layer must be installed to prevent wind uplift (see also section 14.5) and provide complete protection to the boards and Roofmate MK membrane from UV degradation.

3.11 Care must be taken to ensure that upgraded roofs are capable of carrying the increased load and depth of the installed system.

## 4 Practicability of installation

The product can be installed by a competent general builder, or contractor, experienced with this type of product.

## 5 Thermal performance

5.1 Calculations of thermal transmittance (U value) should be carried out in accordance with BS EN ISO 6946 : 2007, BRE Report (BR 443 : 2006) *Conventions for U value calculations* and section 5.2 of this Certificate and using the data (design lambda values) given below, some example U values achieved for the Roofmate SL-X in conjunction with the membrane and without the Roofmate MK membrane are shown in Tables 3 and 4:

0.031  $\text{W}\cdot\text{m}^{-1}\cdot\text{K}^{-1}$  ( $\lambda_D$ ) for 100 mm and 120 mm thick SL-X boards

0.033  $\text{W}\cdot\text{m}^{-1}\cdot\text{K}^{-1}$  ( $\lambda_D$ ) for 140 mm, 160 mm, 180 mm and 200 mm thick SL-X boards

0.03 drainage factor 'f' for M<sup>in</sup>K system (1:80 ≤ slopes < 1:6)

0.75 drainage factor 'f' for SL-X without Roofmate MK membrane (1:80 ≤ slopes < 1:6).

**Table 3 Example roof U values<sup>(1)</sup> — with Roofmate M<sup>in</sup>K system (with the membrane)**

U value ( $\text{W}\cdot\text{m}^{-2}\cdot\text{K}^{-1}$ )	Insulation thickness <sup>(2)</sup> (mm) for different rainfalls			
	$p^{(3)} = 1$	$p^{(3)} = 2$	$p^{(3)} = 3$	$p^{(3)} = 8$
0.13	2 x 120	2 x 120	2 x 120	2 x 120
0.15	2 x 100	2 x 100	2 x 100	100 and 120
0.18	180	180	180	200
0.20	160	160	160	180
0.25	120	120	120	120

(1) Deck taken as 200 mm dense reinforced concrete, ( $\lambda = 2.5 \text{ W}\cdot\text{m}^{-1}\cdot\text{K}^{-1}$ ).

(2) Thinnest available thickness, or thickness combination, to achieve the design U value.

(3)  $p = \text{mm/day}$ .

**NOTE:**  $f_x = 0.0012 \text{ W}\cdot\text{day}\cdot\text{m}^{-2}\cdot\text{K}^{-1}\cdot\text{mm}^{-1}$ .

**Table 4 Example roof U values<sup>(1)</sup> — Roofmate SL-X (without the membrane)**

U value ( $\text{W}\cdot\text{m}^{-2}\cdot\text{K}^{-1}$ )	Insulation thickness <sup>(2)</sup> (mm) for different rainfalls			
	$p^{(3)} = 1$	$p^{(3)} = 2$	$p^{(3)} = 3$	$p^{(3)} = 8$
0.13	2 x 160	—	—	—
0.15	2 x 120	160 and 180	—	—
0.18	2 x 100	120 and 140	2 x 180	—
0.20	180	100 and 120	2 x 140	—
0.25	140	160	200	—

(1) Deck taken as 200 mm dense reinforced concrete, ( $\lambda = 2.5 \text{ W}\cdot\text{m}^{-1}\cdot\text{K}^{-1}$ ).

(2) Thinnest available thickness, or thickness combination, to achieve the design U value.

(3)  $p = \text{mm/day}$ .

**NOTE:**  $f_x = 0.03 \text{ W}\cdot\text{day}\cdot\text{m}^{-2}\cdot\text{K}^{-1}\cdot\text{mm}^{-1}$  (in accordance with ETAG 031 : 2010).

5.2 Cold rainwater reaching the roof waterproofing membrane will temporarily affect the rate of heat loss from the roof and should be accounted for by adding a correction ( $\Delta U_r$ ) to the calculated roof U value in accordance with section 7 and Annex D.4 of BS EN ISO 6946 : 2007, as follows:

$\Delta U_r = p \cdot f \cdot x (R_1/R_T)^2$  where:

$\Delta U_r$  correction to the calculated thermal transmittance of the roof element ( $\text{W}\cdot\text{m}^{-2}\cdot\text{K}^{-1}$ )

$p$  average rate of precipitation during the heating season ( $\text{mm}\cdot\text{day}^{-1}$ )<sup>(1)</sup>

$f$  drainage factor giving the fraction of  $p$  reaching the waterproof membrane

$x$  factor for increased heat loss caused by rainwater flowing on the membrane =  $0.04 \text{ W}\cdot\text{day}\cdot\text{m}^{-2}\cdot\text{K}^{-1}\cdot\text{mm}^{-1}$

$R_1$  thermal resistance of the layer of the insulation above the waterproofing membrane ( $\text{m}^2\cdot\text{K}\cdot\text{W}^{-1}$ )

$R_T$  total thermal resistance of the construction before application of the correction ( $\text{m}^2\cdot\text{K}\cdot\text{W}^{-1}$ )

(1) values for average rainfall during the heating season for different UK locations can be found at [www.metoffice.gov.uk/climate/uk/averages/19611990/images/RainOctMar6190.gif](http://www.metoffice.gov.uk/climate/uk/averages/19611990/images/RainOctMar6190.gif) and divided by 182 days to obtain 'p' in  $\text{mm}\cdot\text{day}^{-1}$ .



5.3 The product can contribute to maintaining continuity of thermal insulation at junctions. For Accredited Construction Details the corresponding psi values in BRE Information Paper IP1/O6 *Assessing the effects of thermal bridging at junctions and around openings*, Table 3 may be used in carbon emission calculations in Scotland and Northern Ireland. Detailed guidance for other junctions and on limiting heat loss by air infiltration can be found in:

## 6 Condensation risk

6.1 The inverted roof concept maintains the roof waterproofing close to the building's internal temperature and consequently presents a low risk of interstitial or surface condensation.

6.2 The Roofmate MK membrane will substantially limit the flow of cold rainwater between the boards and the roof waterproofing. The duration and extent of deck cooling and consequent risk of interstitial or surface condensation will therefore be negligible with concrete decks. However, care should be taken with lightweight decks ( $R < 0.15 \text{ m}^2 \cdot \text{K} \cdot \text{W}^{-1}$ ) and when upgrading existing roof structures, particularly if they contain existing insulation. Where the Roofmate MK membrane is not used risk of interstitial condensation due to deck cooling may be assessed by reducing the proposed thickness of SL-X insulation by 20%, just for the purposes of the risk calculation, to BS 5250 : 2002 section 8.4.3.2.4 and Annex D.



6.3 Roofs will adequately limit the risk of surface condensation when the thermal transmittance (U value) does not exceed  $0.35 \text{ W} \cdot \text{m}^{-2} \cdot \text{K}^{-1}$  at any point and the junctions with other elements are designed in accordance with *Limiting thermal bridging and air leakage : Robust construction details for dwellings and similar buildings* TSO 2002, BRE Information Paper IP1/06 or section 5.3 of this Certificate.



6.4 Roofs will adequately limit the risk of surface condensation when the thermal transmittance (U value) does not exceed  $1.2 \text{ W} \cdot \text{m}^{-2} \cdot \text{K}^{-1}$  at any point and the roof complies with section 8 of BS 5250 : 2002. Further guidance may be obtained from BRE Report (BR 262 : 2002) *Thermal insulation : Avoiding risks*.

### Interstitial condensation



6.5 Roofs will adequately limit the risk of interstitial condensation when they are designed and constructed in accordance with BS 5250 : 2002, Section 8.4 and Appendix D.

## 7 Behaviour in relation to fire

7.1 When fully supporting one of the following ballast layers, the roof may be considered to be of designation FAA (low vulnerability in Scotland) and therefore adequately resist fire spread over the roof and from adjacent buildings:

- minimum 50 mm deep layer of washed rounded gravel of nominal size 16 mm to 32 mm
- minimum 40 mm thick standard pressed concrete paving slabs to BS 7263-1 : 2001.

7.2 The designation of other specifications should be confirmed by test or assessment.

7.3 Product should not be laid over compartment walls.

## 8 Resistance to foot traffic

When covered with a ballast layer specified in section 3, the product can accept the limited foot traffic and light concentrated loads associated with installation and maintenance operations.

## 9 Resistance to plant growth and insects

9.1 The product, when covered with one of the protection systems described in *Installation* section, will not normally support the growth of plants. However, where there is run-off from a large sill or gully onto the surface of the roof, excessive build-up of silt may provide conditions for germination of seeds. Therefore this type of detail should be avoided. Growth that may occur will be restricted, will not normally affect the performance of the roof, and will be no worse than that which may occur on traditional flat roofs.

9.2 Although small insects may be found under the product, they will neither attack nor have any effect on the performance or durability of the boards.

## 10 Effect on roof waterproofing

10.1 The inverted roof concept will provide solar protection and also limit the range of temperatures to which the waterproofing membrane will be subjected. Placing the insulation on top of the roof waterproofing will normally lead to an extended life of the waterproofing layer.

10.2 Separation or cushion layers between the boards and the roof waterproofing may be needed in some circumstances (see section 3.6 of this Certificate).

## 11 Maintenance

11.1 The inverted roof concept requires little or no maintenance, other than annual removal of any plants, cleaning of water outlets and gutters if necessary. Gravel loading, if used, should be checked for displacement, and that it is not blocking a gully or exposing the boards or the Roofmate MK membrane to UV degradation. If necessary, further guidance on cleaning and maintenance is available from the Certificate holder.



11.2 Should a leak occur in the roof waterproofing it must be repaired following removal of the gravel ballast layer, water control layer and insulation boards. Correct reinstatement of these layers must be carried out with particular care and the advice of the Certificate holder should be sought.

## 12 Durability



12.1 The product is not significantly affected by freeze/thaw cycles and water.

12.2 Care must be taken to ensure that the gravel ballast layer, once installed, provides complete cover to the boards or the Roofmate MK membrane at all times to avoid the risk of UV degradation.

12.3 The inverted roof will have a life of at least 20 years, under normal circumstances.

## Installation

### 13 General

13.1 Roofmate SL-X Inverted Roof Insulation should be installed in accordance with the relevant guidance in section 3 of this Certificate, providing adequate load bearing capacity, falls, drainage, sound roof waterproofing and limited risk of condensation.

13.2 The insulation product is laid in accordance with the Certificate holder's instructions. The product is light and may be installed in any weather but, due to their size, care will be needed in high winds. Installers must not carry them near to parapets or apertures in the deck and, once placed, they must be restrained immediately.

13.3 It is essential that all joints between the boards are tight and no gaps exist where they meet rooflights, edge details and other services which perforate the roof deck. The product can be cut easily using for example a handsaw or knife.

13.4 Roofmate MK membrane should be loose laid over the insulation, at right angles to the slope with 300 mm deep weathered laps running down the slope. At upstands and penetrations Roofmate MK membrane should be turned up to finish above the surface of the ballast layer and turned down at drainage outlets.

13.5 The loading layer should be installed in accordance with BS 6399-2 : 1997 and BRE Digest 295 : 1985 *Stability under wind load of loose laid external roof insulation boards* and BRE Digest 311 : 1986 *Wind scour of gravel ballast on roofs*.

13.6 The ballast loading layer must be applied as work progresses to protect the insulation and the filter/water-control layer from the effects of wind uplift and solar degradation. The ballast must not be stacked in one place on the roof unless the roof is strong enough to support it.

### Upgrading roofs

13.7 In existing roofs (see Figure 6 in section 14.7), all the requirements of sections 13.1 to 13.6 apply and in addition, the existing roofing and substructure must be examined for degradation and where necessary, repairs effected. Particular consideration should be given to the condensation risk that the existing roof structure may present. See section 6 of this Certificate.

13.8 Where, for example, parapets, details and services have insufficient height to accommodate the increased depth of insulation/protection, due provisions need to be made (ie a minimum of 150 mm from the top of the gravel to the top of the skirtings). If upgrading involves laying the product on existing inverted roof insulation, the advice of the Certificate holder should be sought.

13.9 Rainwater outlets will need to be modified or replaced to suit, eg by the installation of gravel guards.

## 14 Procedure

14.1 Typical new construction details are given in Figures 2, 3, 4 and 5.

Figure 2 Inverted roof

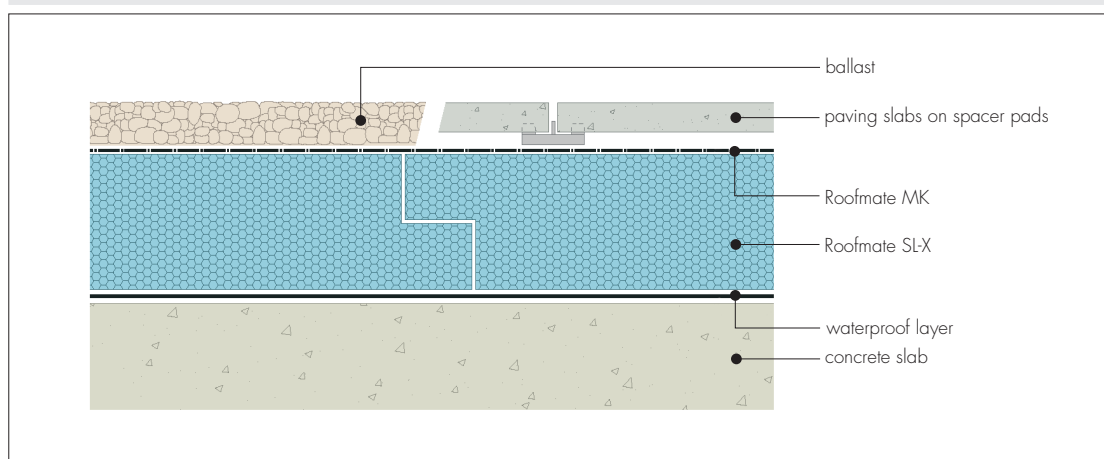


Figure 3 Parapet roof deck detail, bituminous waterproofing membrane

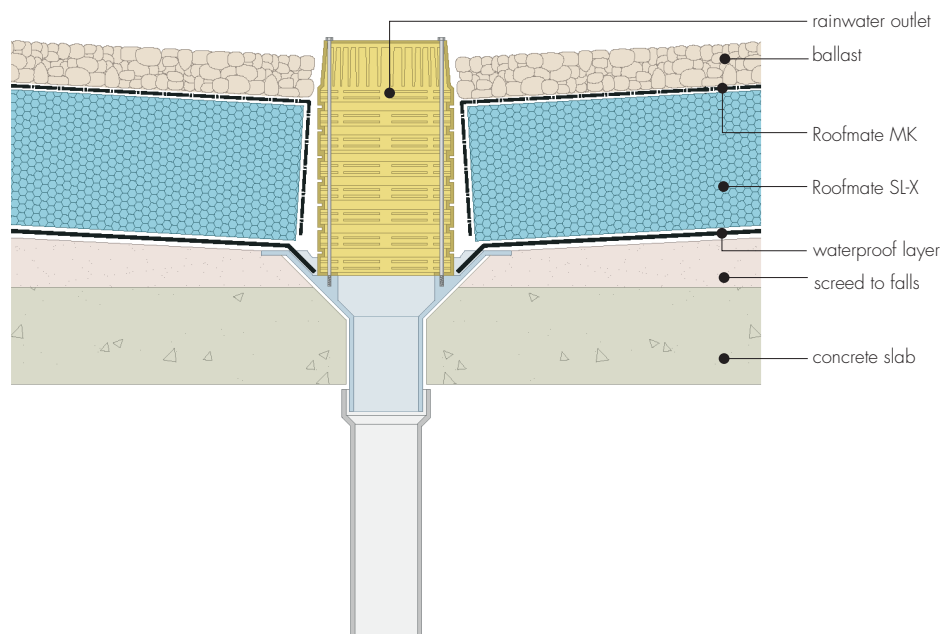


Figure 4 Mastic asphalt detail

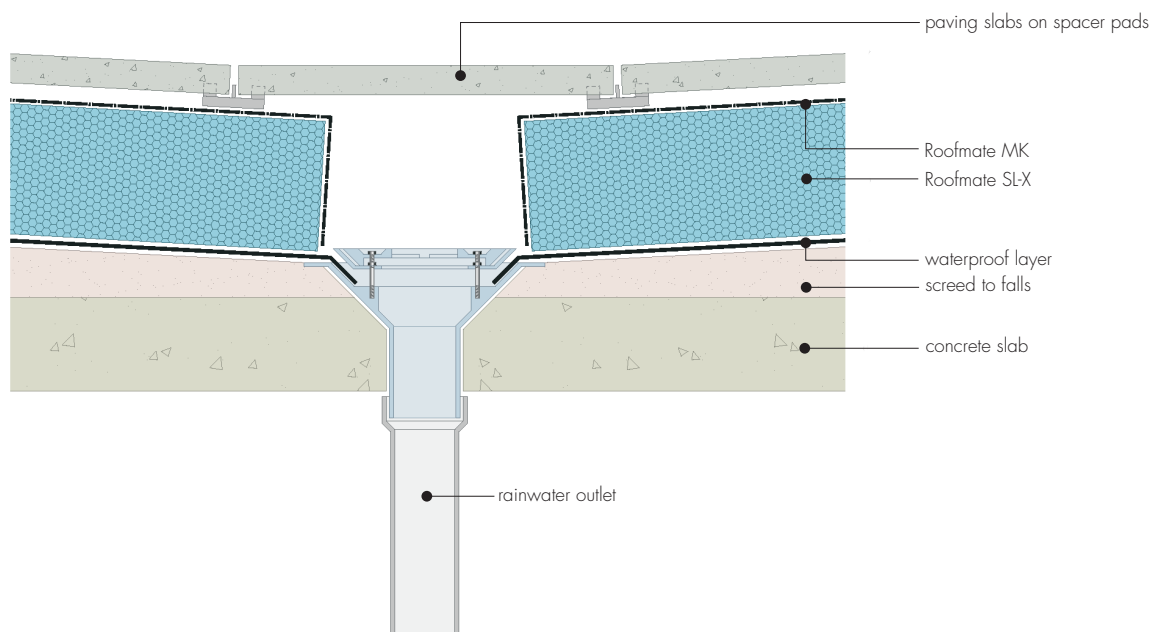
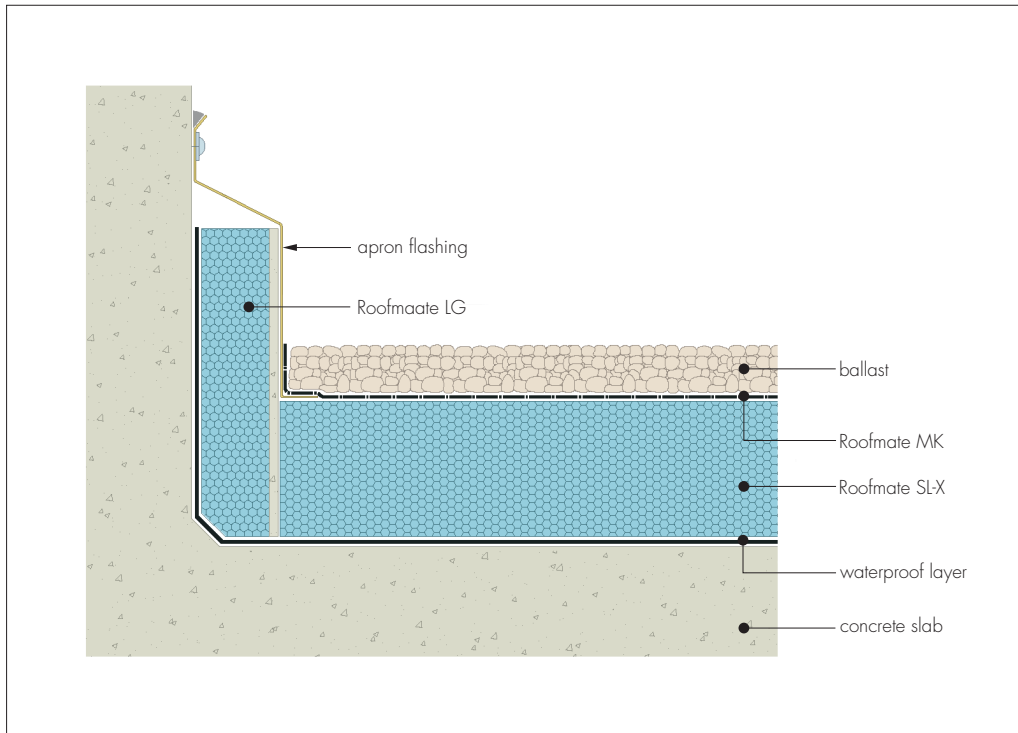




Figure 5 Parapet roof deck detail plastic waterproofing membrane



14.2 It is essential to establish that the roof waterproofing has been installed correctly and that it is weathertight. Every joint between sheets, flashing and other details must be checked to ensure that the roof covering is suitable for an inverted roof specification.

14.3 Single-layer roofing must be the subject of very close scrutiny, and the inspection must include an examination for perforation and for the likelihood of subsequent perforation from beneath by, for example, uneven decks and protruding nail heads. When a single-layer, polymeric loose-laid waterproofing membrane is used, a cushion layer should be interposed between it and the roof deck.

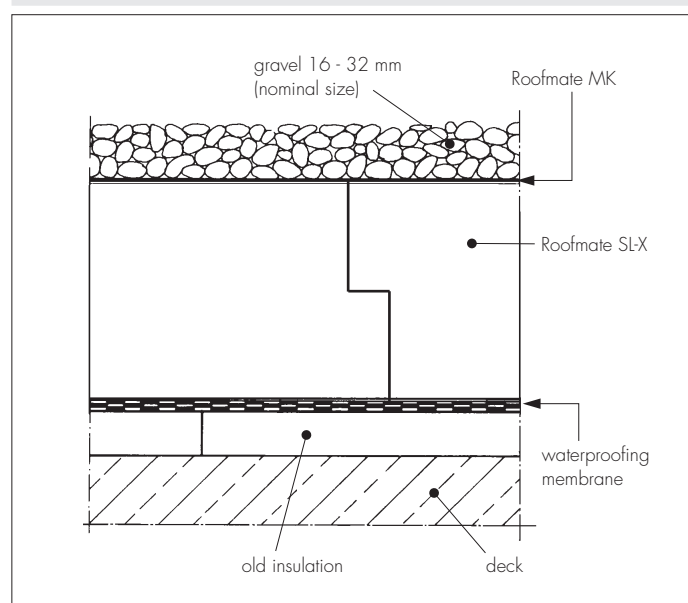
14.4 The roof waterproofing must be clean and free from any extraneous matter.

14.5 When the product is to be placed over a loose-laid roof covering, it should be installed and ballasted as soon as possible to protect the covering from the effects of wind uplift. See also sections 3.9 and 3.10 of this Certificate.

14.6 Installers of the product must take care not to damage the roof waterproofing, particularly in the case of thin single-layer materials which may be easily damaged.

14.7 The product and Roofmate MK membrane are laid in accordance with the Certificate holder's instructions and sections 13.2 to 13.4 of this Certificate.

Figure 6 Roofmate SL-X used to upgrade existing insulation



14.8 Gravel ballast should be washed rounded low fines of nominal size 16 mm to 32 mm laid to a minimum thickness of 50 mm. Paving ballast should be standard concrete paving, minimum 40 mm thick. The imposed dead loads are approximately  $80 \text{ kg}\cdot\text{m}^{-2}$  and  $100 \text{ kg}\cdot\text{m}^{-2}$  respectively.

14.9 The gravel loading specification is used on roofs in sheltered regions or low to medium rise buildings up to 10 storeys (25 m) with a single row of paving laid around the roof periphery. When laid in moderate exposure zones, or on buildings of up to 15 storeys (37.5 m) the width of paving should be determined by reference to BS 6399-2 : 1997 and BRE Digest 295 : 1985. Where there is a risk of wind scour and/or possible dislodgement of the ballast, BRE Digest 311 : 1986 should be consulted.

## Technical Investigations

### 15 Tests

An examination was made of the results of test data in respect of BS EN 13164 : 2008 Section 4.2 and relevant parts of section 4.3 and the drainage factor ' $f$ ' for a test roof incorporating the Roofmate MK membrane.

### 16 Investigations

Assessments were made in respect of:

- production quality control (Roofmate SL-X)
- practicability of installation
- example roof U values
- risk of condensation
- resistance to wind uplift.

## Additional Information

Dow Chemical Company Limited has declared the designation of this product to be XPS-EN13164-T1-DLT(2)5-CS(10/Y)300-CC(2/1.5/50)110-WD(V)3-WL(T)0.7-FT2, in accordance with Section 6 of BS EN 13164 : 2008.

## Bibliography

- BS 5250 : 2002 *Code of practice for control of condensation in buildings*
- BS 6229 : 2003 *Flat roofs with continuously supported coverings — Code of practice*
- BS 6399-2 : 1997 *Loading for buildings — Code of practice for wind loads*
- BS 7263-1 : 2001 *Precast concrete flags, kerbs, channels, edgings and quadrants — Precast, unreinforced concrete paving flags and complementary fittings — Requirements and test methods*
- BS 8217 : 2005 *Reinforced bitumen membranes for roofing — Code of practice*
- BS 8218 : 1998 *Code of practice for mastic asphalt roofing*
- BS 8747 : 2007 *Reinforced bitumen membranes (RBMs) for roofing — Guide to selection and specification*
- BS EN 12056-3 : 2000 *Gravity Drainage Systems inside Buildings — Roof drainage, layout and calculation*
- BS EN 13164 : 2008 *Thermal insulation products for buildings — Factory made products of extruded polystyrene foam (XPS) — Specification*
- BS EN ISO 6946 : 2007 *Building components and building elements — Thermal resistance and thermal transmittance — Calculation method*
- ETAG 031 : 2010 *Guideline for European Technical Approval of — Inverted Roof Insulation Kits — Part 1 General*

## 17 Conditions

17.1 This Certificate:

- relates only to the product/system that is named and described on the front page
- is issued only to the company, firm, organisation or person named on the front page — no other company, firm, organisation or person may hold or claim that this Certificate has been issued to them
- is valid only within the UK
- has to be read, considered and used as a whole document — it may be misleading and will be incomplete to be selective
- is copyright of the BBA
- is subject to English Law.

17.2 Publications, documents, specifications, legislation, regulations, standards and the like referenced in this Certificate are those that were current and/or deemed relevant by the BBA at the date of issue or reissue of this Certificate.

17.3 This Certificate will remain valid for an unlimited period provided that the product/system and its manufacture and/or fabrication, including all related and relevant parts and processes thereof:

- are maintained at or above the levels which have been assessed and found to be satisfactory by the BBA
- continue to be checked as and when deemed appropriate by the BBA under arrangements that it will determine
- are reviewed by the BBA as and when it considers appropriate.

17.4 The BBA has used due skill, care and diligence in preparing this Certificate, but no warranty is provided.

17.5 In issuing this Certificate, the BBA is not responsible and is excluded from any liability to any company, firm, organisation or person, for any matters arising directly or indirectly from:

- the presence or absence of any patent, intellectual property or similar rights subsisting in the product/system or any other product/system
- the right of the Certificate holder to manufacture, supply, install, maintain or market the product/system
- individual installations of the product/system, including their nature, design, methods, performance, workmanship and maintenance
- any works and constructions in which the product/system is installed, including their nature, design, methods, performance, workmanship and maintenance
- any loss or damage, including personal injury, howsoever caused by the product/system, including its manufacture, supply, installation, use, maintenance and removal.

17.6 Any information relating to the manufacture, supply, installation, use, maintenance and removal of this product/system which is contained or referred to in this Certificate is the minimum required to be met when the product/system is manufactured, supplied, installed, used, maintained and removed. It does not purport in any way to restate the requirements of the Health and Safety at Work etc. Act 1974, or of any other statutory, common law or other duty which may exist at the date of issue or reissue of this Certificate; nor is conformity with such information to be taken as satisfying the requirements of the 1974 Act or of any statutory, common law or other duty of care.